



PBM-4860

PIPE BENDING MACHINE

Robust and safe for the operator
Wide bending range
PTO available for mandrel feeding
Steel Tracks
Equipped with winch for Pipe Handling
Polyurethane lined bending sets available



PIPELINE SOLUTIONS



BASIC MACHINE DATA

ENGINE

Model	CAT C7.1
Net Flywheel power	168 kW
Governed speed	2000 rpm
Displacement	7.01L - 6 cylinder in-line

REFILL CAPACITIES

Fuel tank	280L
Hydraulic oil tanks	500L

HYDRAULIC SYSTEM

Pump type	Variable axial piston pump with load-sensing
Max operating pressure	290 bar
Maximum oil flow	2X400 liters/min

ELECTRICAL SYSTEM

Operative Voltage	24V
Maintenance free batteries	2x12V
Total Rating	135Ah

HYDRAULIC CYLINDERS

Outboard cylinder	6x 300mm x 540mm
Inboard cylinder	4x 250mm x 180mm
Wedge cylinder	2x 150mm x 1200mm
Clamp cylinder	1x 150mm x 650mm
Frame:	High resistance carbon steel S355JR

UNDERCARRIAGE

Track rollers/carrier rollers	6/1
Track shoes standard	900 mm
Track type	Industrial

WINCH

Type	hydraulic worm gear winch
Maximum operating pressure	150 bar
Maximum feed flow rate	160 lt/min
Rated line pull (1st Layer)	15000 kg
Rope length	20 m
Rope diameter	19 mm
Maximum Speed (1st Layer)	5,5 mt/min

AUXILIARIES

Hydraulic PTO for mandrel	quick coupling 1/2"
---------------------------	---------------------



Hydraulic or pneumatic mandrels

In addition to the full range of pipe bending machines, EPE offers Hydraulic mandrels to optimize the bending operations in case of light wall thicknesses, avoiding the buckling of the pipe.

We offer manual (up to 14") or hydraulic mandrels with up to two motors in a wide range of sizes which can be easily fed through the dedicated PTO outlet of the bending machine.

Bending sets

EPE bending sets are manufactured with high quality steel, welded and reinforced in high stress areas for maximum strength and resistance. The internal surface is finished with tooling machines to guarantee the required accuracy and can also be proposed with Polyurethane lining upon request.

Steel Tracks

In order to achieve a low ground pressure for easy towing of the machine

ENGINE


Caterpillar or Yanmar diesel engines are selected as the best fitting solution according to the size of the equipment. All of them include integrated filtration system, liquid cooling and self-stretching fan towing seals. All comply with the environmental regulations in terms of emissions and noise.

Double pipe rollers

90 shore twin pipe rollers complete of ball bearings rollers easy the handling big diameter and heavy wall pipes.

PLATFORM AND DASHBOARD

The position of the control platform makes EPE bending machine unique in terms of operating comfort and guarantees maximum visibility and low noise levels to the operator. Closed cabine can be proposed on request.



BENDING DATA

Maximum thickness bended in function of steel type - All data are expressed for *inch/mm*

Pipe Size	X52	X60	X70	X80	X100	Radius (meter)	Max.Degree*
48/1219.2	2/50.80	2/50.80	2/50.80	2/50.80	1.69/42.8	35.1	10.50
50/1270	2/50.80	2/50.80	2/50.80	2/50.80	1.5/38.10	35.1	10.50
52/1320.8	2/50.80	2/50.80	2/50.80	1.75/44.45	1.38/34.93	35.1	10.50
54/1371.6	2/50.80	2/50.80	1.88/47.63	1.63/41.28	1.25/31.75	35.1	10.50
56/1422.4	2/50.80	2/50.80	1.75/44.45	1.5/38.10	1.19/30.17	35.1	10.50
58/1473.2	2/50.80	1.88/47.63	1.56/36.69	1.38/34.93	1.06/26.99	35.1	10.50
60/1524	2/50.80	1.75/44.45	1.44/36.52	1.25/31.75	1/25.40	35.1	10.50

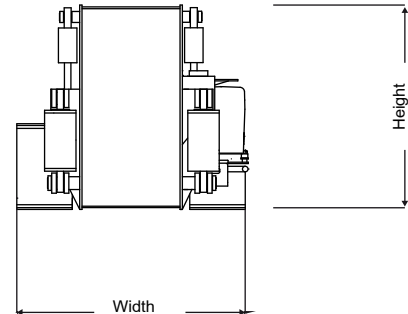
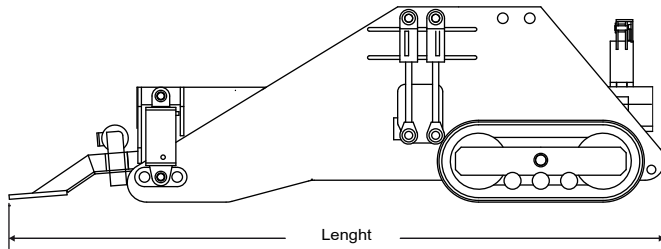
* per 12 meter joint



OPTIONS

- **Bend Angle Measurement Device:** a wireless tool made of three components: two of them placed at both pipe ends and the remote control is held by the operator. Working temperature -40°C to 50°C. Device precision 1/50 grades.
- **Integrated Closed Cabin:** Upon request the bending machine can be equipped with a heated/conditioned cabin for operator.
- **Arctic Version:** Equipped with webasto and dedicated components to operate in the range -40°C/+40°C.

DIMENSIONS AND WEIGHTS



DIMENSIONS

Overall length	10671 mm
Width	3980 mm
Height over winch	3690 mm

SHIPPING DIMENSIONS

Overall length	10671 mm
Width	3996 mm
Height	5580 mm

WEIGHTS

Operating weight	110000 kg
------------------	-----------



EURO PIPELINE EQUIPMENT SPA

Strada Provinciale 6 bis
Località Cascine Draghi
29013 Carpaneto Piacentino (PC)
ITALY

Registered Office

via Pontaccio 8
20121 Milan
ITALY

Telephone +39 0523 852064

info@europipeline-equipment.com

www.europipeline-equipment.com



PIPELINE SOLUTIONS